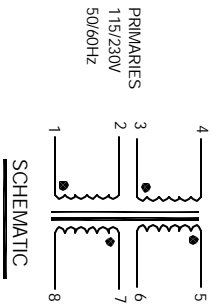


The information contained in this drawing is the sole property of CWS/EpLink. Any reproduction in part or whole without written permission of CWS/EpLink is prohibited.

REVISION HISTORY

REV	ECN	DESCRIPTION	BY	DATE	CHK	DATE
A		PRODUCTION RELEASE	TKR	4/13/05	JLJU	4/13/05



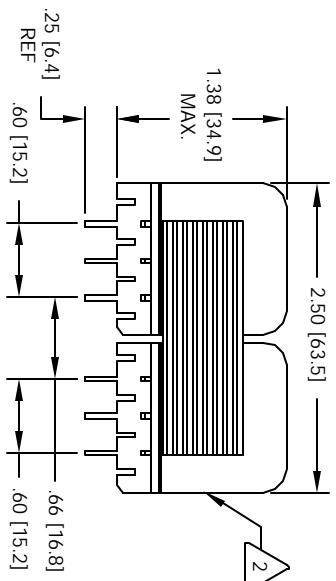
5 WHERE SHOWN, USING A PERMANENT MARKING METHOD MARK PART NUMBER AND REVISION

4 CONTACT CWS FOR MORE INFORMATION BUT NOT CERTIFIED OR TESTED BY THESE AGENCIES DESIGNED TO MEET UL, CSA, TUV STANDARDS, CONCENTRIC CONSTRUCTION

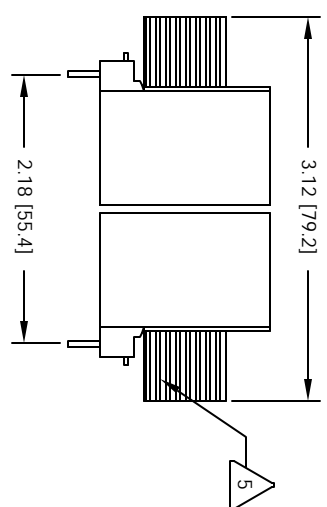
3 SPECIFICATIONS @ 25°C
 WIRE: UL RECOGNIZED 130°C RATED MAGNET WIRE
 CWS BYTEMARK OR OTHER APPROVED PART
 CORE: 50 Hz / 60 Hz LAMINATION

2 BOBBIN RATING CLASS B (130°C) REQUIRED
 MATERIAL: UL RECOGNIZED 94V-0 FOR FLAMMABILITY

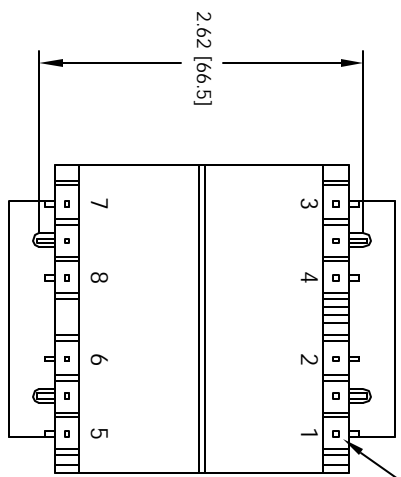
EP FORM0005 REV 3 10/01



FRONT VIEW



SIDE VIEW



BOTTOM VIEW

QTY	CODE	IDENT	MFG. P/N	DESCRIPTION	ITEM NO.
				PARTS LIST	
	AUTOCAD		X		
	SOLIDWORKS				
	DRWN	TKR	4/13/05	1510 E. Edinger Ave. Unit B, Santa Ana, CA 92705	
	CHEN	JLJU	4/15/05	CWS Coil Winding Specialist	
	ENGR	K3UM	4/10/05	Power Transformer	
	APPR	JLJU	4/15/05	EPL Series, 48V, 1.375" High	
				SIZE: DIM. NO.	REV
				B	A
				SCALE: 1=1	
				SHEET 1 OF 1	

CAD-FILE:

UNLESS OTHERWISE SPECIFIED
 DIMENSIONS AND TOLERANCE PER ANSI Y14.4M
 ALL DIMENSIONS ARE IN INCHES AND DIMENSIONS
 TOLERANCE NICHES: ±.0150
 TOLERANCE METRIS: ±.0025
 TOLERANCE METRIS: ±.0025
 ANGLE PROJECTION: FIRST ANGLE
 DO NOT SCALE DRAWING